



US00D598357S

(12) **United States Design Patent**
Chung

(10) **Patent No.:** **US D598,357 S**

(45) **Date of Patent:** **** Aug. 18, 2009**

(54) **WHEEL**

(75) Inventor: **Suny Chung**, Yorba Linda, CA (US)

(73) Assignee: **Wheel Pros, LLC**, Lakewood, CO (US)

(**) Term: **14 Years**

(21) Appl. No.: **29/318,706**

(22) Filed: **May 27, 2008**

Related U.S. Application Data

(63) Continuation-in-part of application No. 29/296,771, filed on Oct. 27, 2007, now Pat. No. Des. 569,777.

(51) **LOC (9) Cl.** **12-16**

(52) **U.S. Cl.** **D12/211**

(58) **Field of Classification Search** D12/204–213;
301/37.101, 64.101, 65, 64.201

See application file for complete search history.

(56) **References Cited**

U.S. PATENT DOCUMENTS

D413,853 S *	9/1999	Hale, Jr.	D12/211
D415,094 S *	10/1999	Neeper	D12/211
D421,953 S *	3/2000	Sims et al.	D12/211
D493,764 S *	8/2004	Sulahian	D12/211
D500,005 S *	12/2004	van Hooydonk	D12/211
D516,489 S *	3/2006	Alonso	D12/211
D516,991 S *	3/2006	Guevara	D12/211
D527,330 S *	8/2006	Madden	D12/211
D533,827 S *	12/2006	Aydin	D12/211
D536,653 S *	2/2007	Rasmussen et al.	D12/211

D546,748 S *	7/2007	Young	D12/211
D555,065 S *	11/2007	Hernandez	D12/211
D569,777 S *	5/2008	Chung	D12/211
D570,275 S *	6/2008	Laengerer	D12/211
D576,095 S *	9/2008	Chung	D12/211
D578,053 S *	10/2008	Neeper	D12/211
D586,285 S *	2/2009	Fridie	D12/211

* cited by examiner

Primary Examiner—Cathron C Brooks

Assistant Examiner—Austin Murphy

(74) *Attorney, Agent, or Firm*—Garcia-Zamor IP Law; Ruy M. Garcia-Zamor

(57) **CLAIM**

I claim the ornamental design for a wheel, as shown and described.

DESCRIPTION

FIG. 1 is a perspective view of a wheel according to my new design;

FIG. 2 is a front elevational view thereof;

FIG. 3 is a left side elevational view thereof; the right side elevational view being a mirror image;


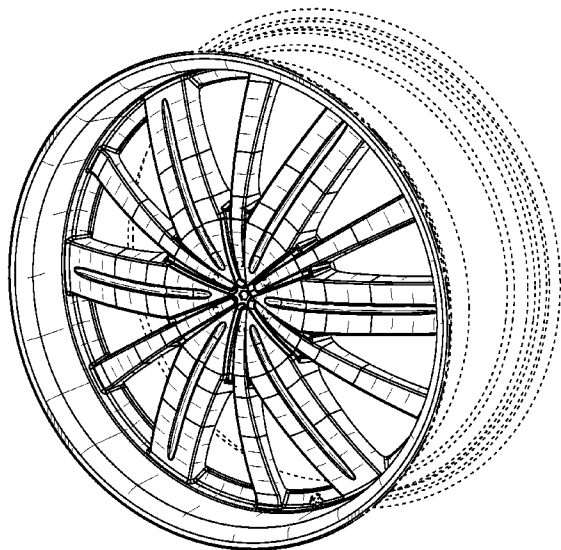
FIG. 4 is a top plan view thereof;

FIG. 5 is a bottom plan view thereof; and,

FIG. 6 is a rear elevational view thereof.

The broken lines shown in the drawings show unclaimed portions of the wheel that form no part of the claimed design.

1 Claim, 6 Drawing Sheets



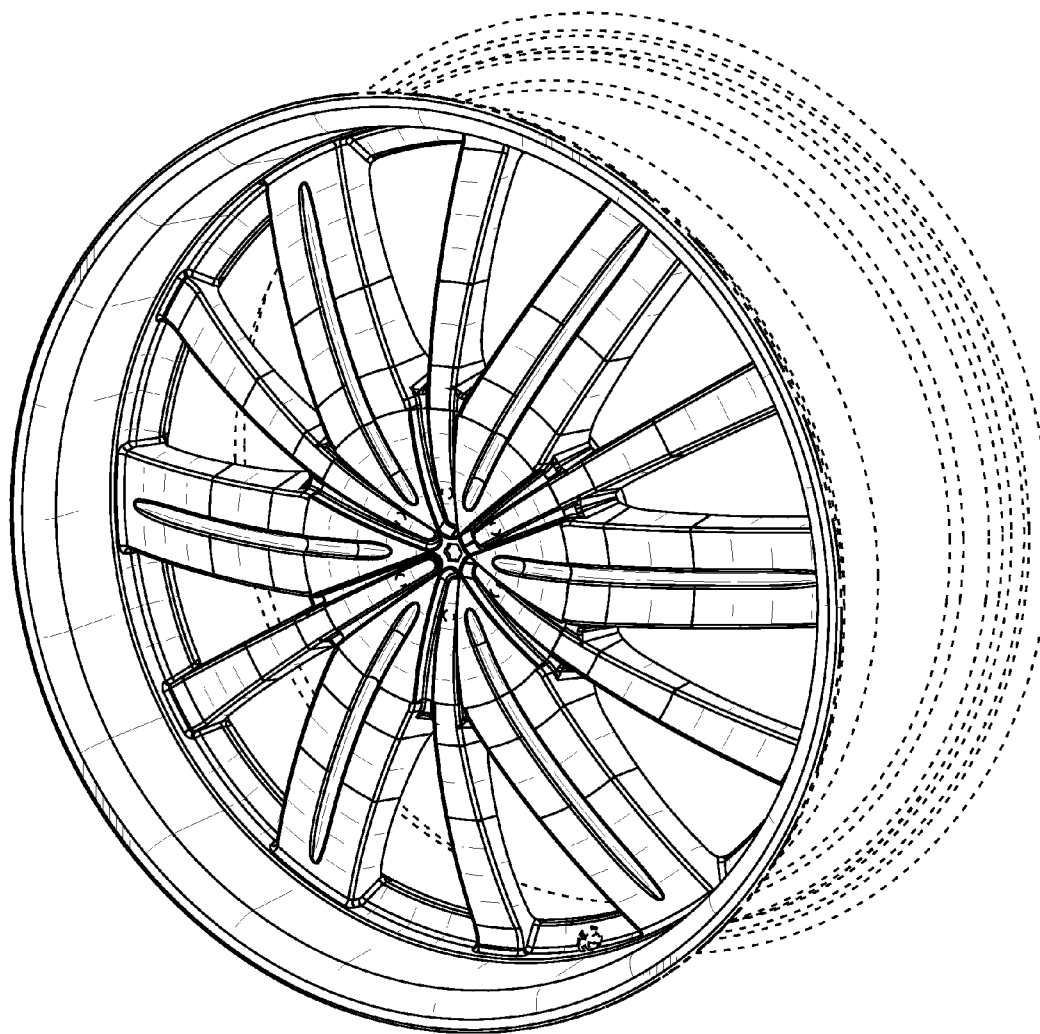


FIG. 1

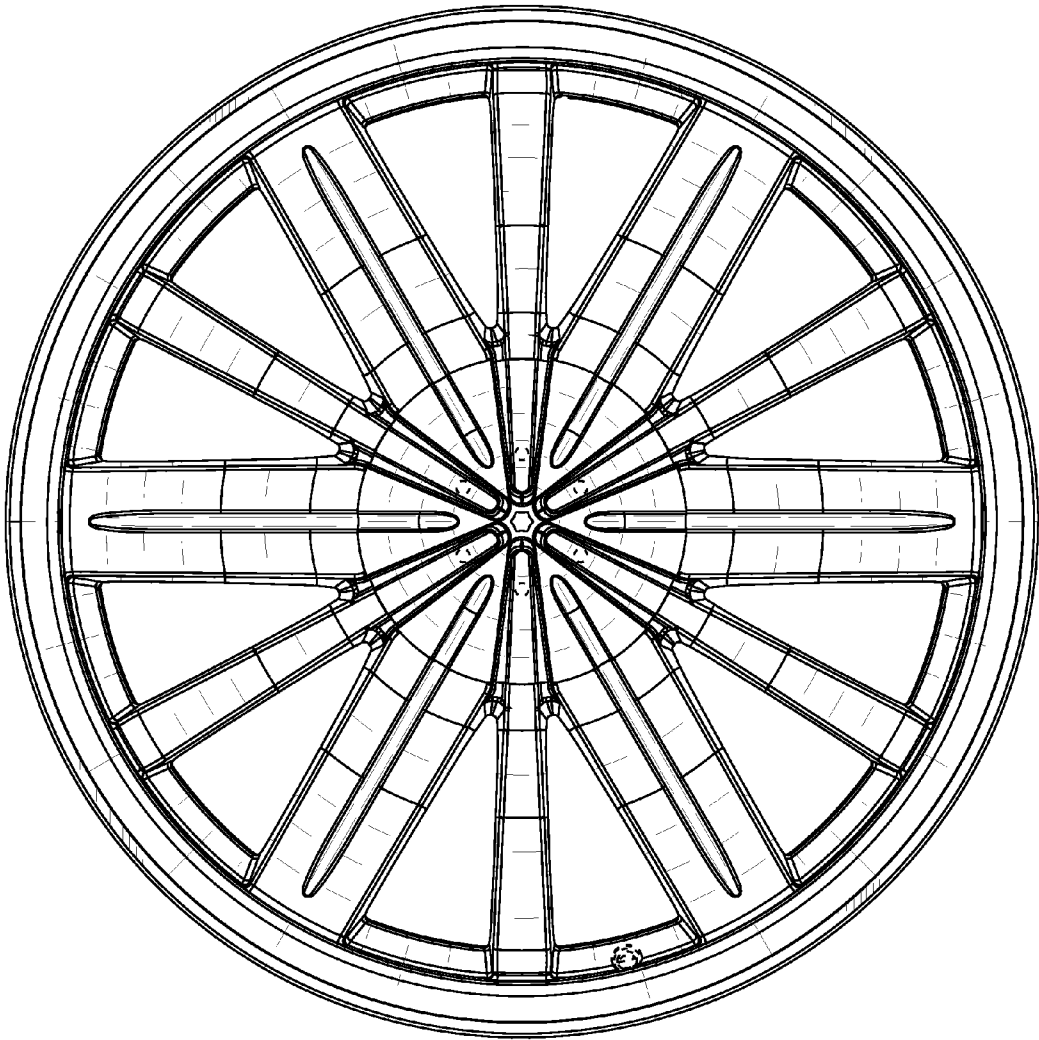


FIG. 2




FIG. 3




FIG. 4




FIG. 5

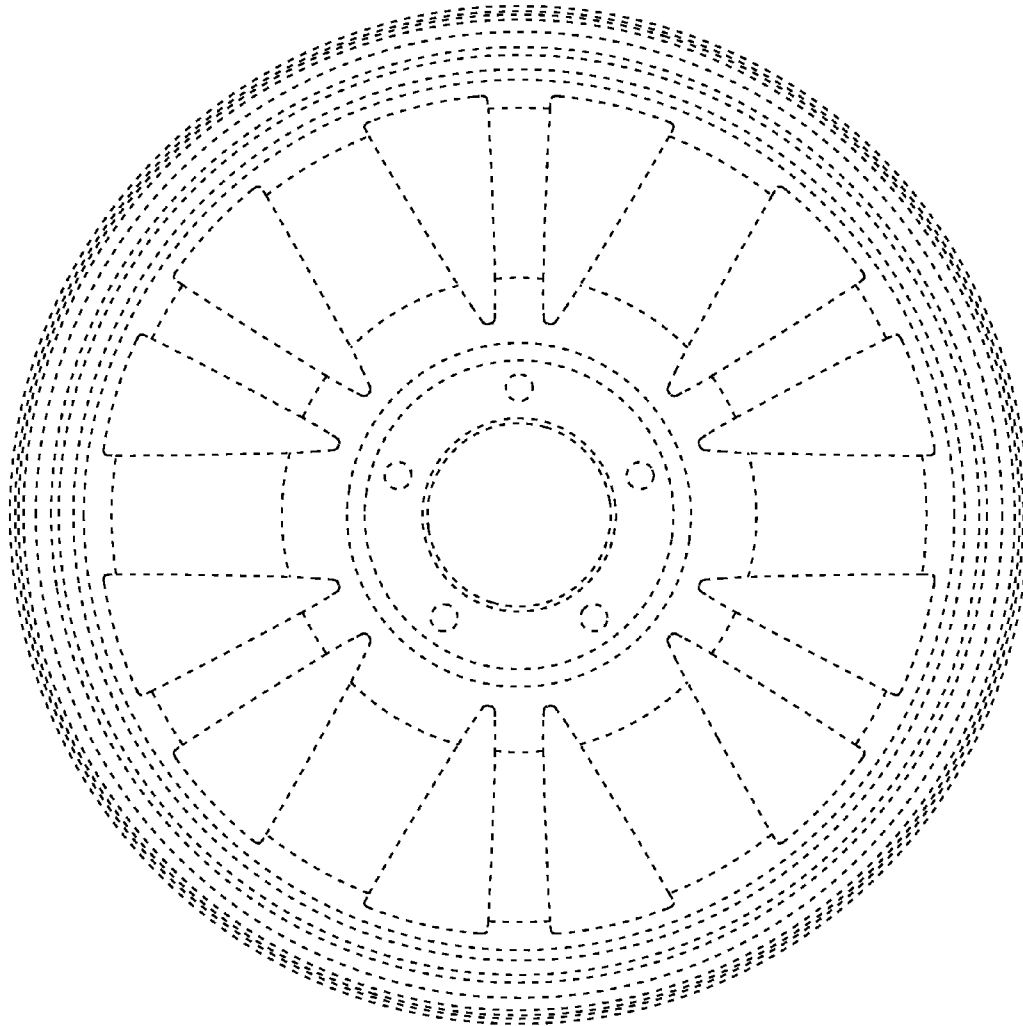


FIG. 6